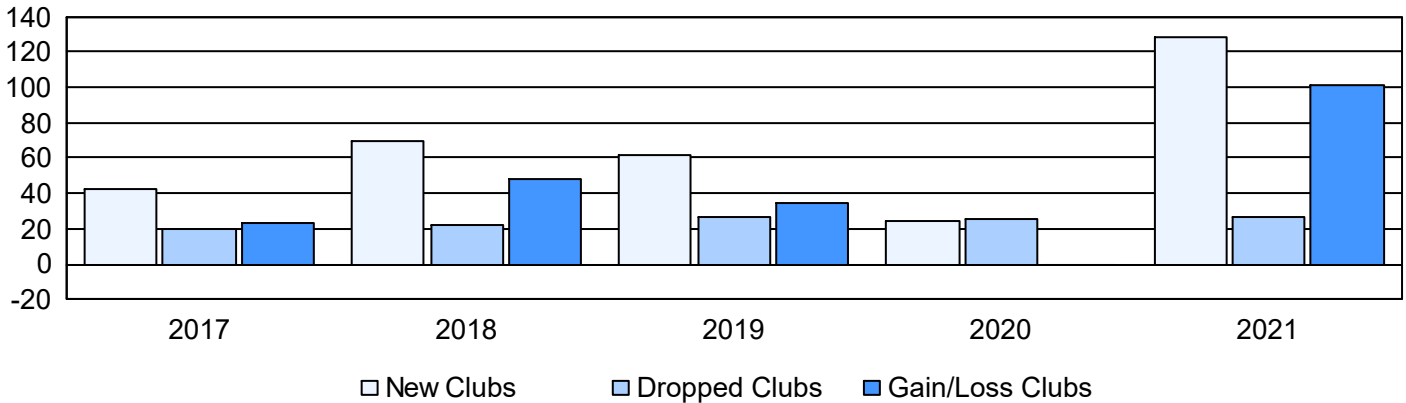
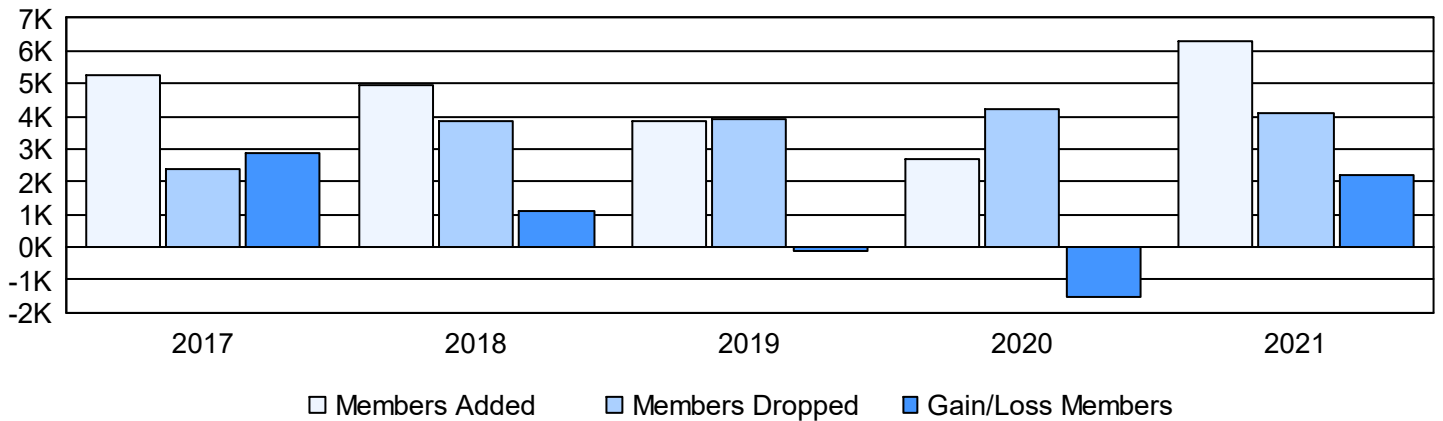


Year	New Clubs	Dropped Clubs	Gain/ Loss Clubs	New Members	Charter Members	Reinstate Members	Transfer Members	Total Member Added	Total Members Dropped	Gain/ Loss Members
2016-2017	43	20	23	3,789	1,173	218	54	5,234	2,384	2,850
2017-2018	70	22	48	3,071	1,648	201	41	4,961	3,832	1,129
2018-2019	62	27	35	1,718	1,672	394	41	3,825	3,936	-111
2019-2020	24	25	-1	1,280	1,008	209	213	2,710	4,227	-1,517
2020-2021	128	27	101	2,735	3,225	245	75	6,280	4,073	2,207
Average	65	24	41	2,519	1,745	253	85	4,602	3,690	912

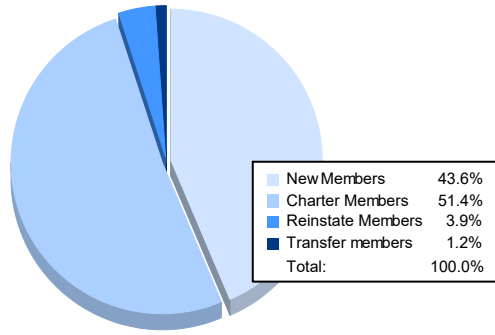
Clubs



Members



Membership Composition June 2021 Cumulative



Gender Composition June 2021 Cumulative

